





Comparison with England Average

All rates are per 100,000 directly standardised population	Barking & Dagenham		Redbridge		Havering	
	Rate	Rank	Rate	Rank	Rate	Rank
Overall Premature Mortality	337.2	133	244.3	40	247.2	45
Premature Mortality from Cancer	135.3	142	97.7	30	104.2	64
Premature Mortality from Heart Disease and Stroke	83.7	135	59.3	53	62.4	60
Premature Mortality from Lung Disease	36.9	142	19.7	44	18.5	37
Premature Mortality from Liver Disease	18.7	107	13.3	52	11.0	30

	Significantly better than England average
	Better than England average
	Worse than England average
	Significantly worse than England average